

MuMa Kids

Educational Worksheets regarding the Marine Environment Made by the team of MuMa Milazzo Sea Museum

MuMa Milazzo Sea Museum, located in the Castle of Milazzo, is a spiritual journey to rediscover and reignite the harmony between man and the sea through science and art. MuMa arose around a young marine mammal that represents the strength and struggles of marine life. This noble idea interlaces themes of Ocean Literacy and hope.

The team of MuMa believes in making learning fun and aims to produce stimulating and enjoyable activities.

Here are some educational worksheets for small children.

Contact MuMa for more information:

Telephone: +39 380 764 1409 / 333 178 9919

Email: info@mumamilazzo.com - Website: www.mumamilazzo.com

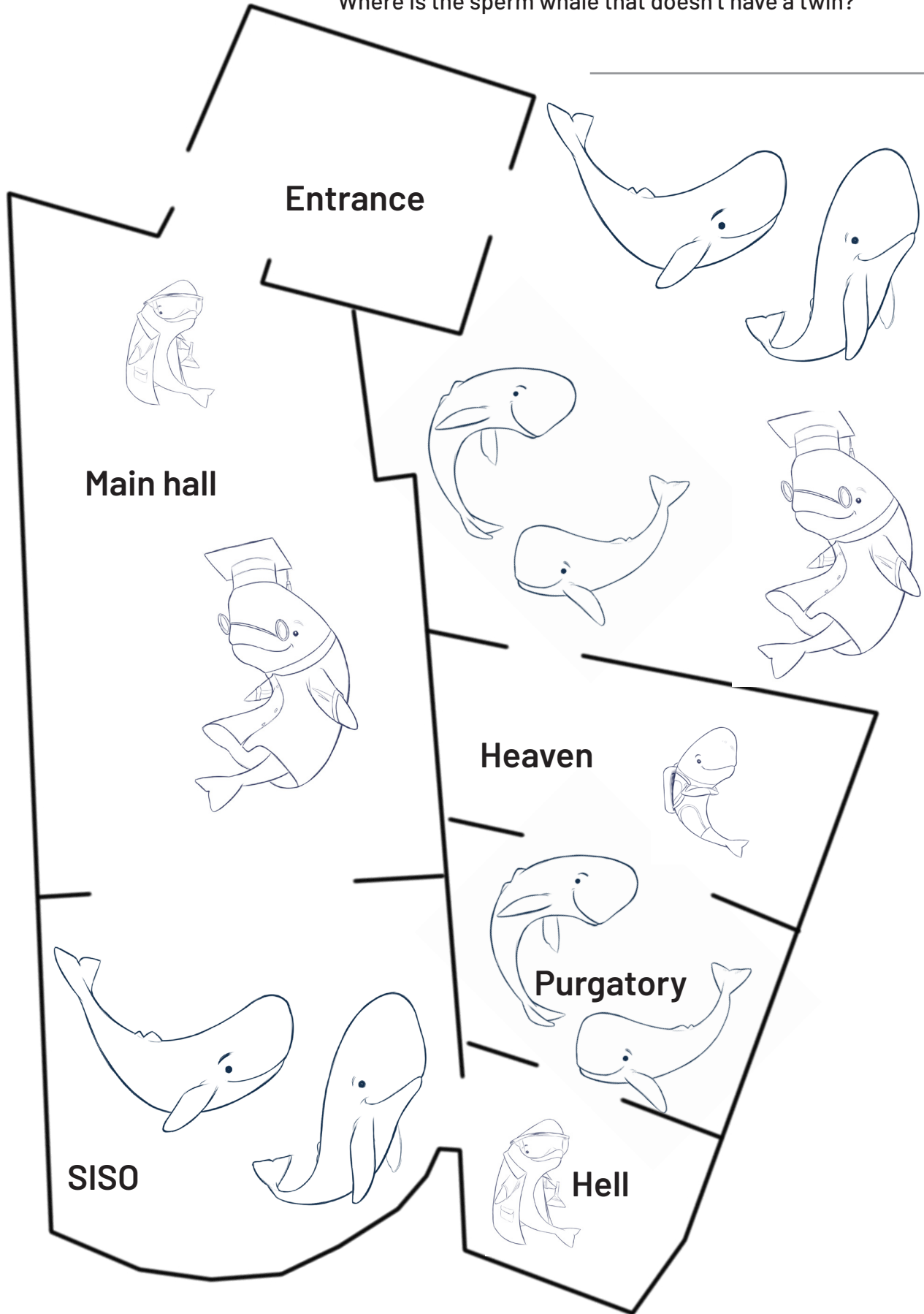
MuMa Educational Director: Carolyn Berger

MuMa is a non-profit association. The museum and all educational material are thanks to the generous support of donations and volunteers. Please help us keep the museum alive by supporting our organization. Make a donation at:

www.mumamilazzo.com

MUMA MILAZZO SEA MUSEUM

Today there are several sperm whales at the museum. Color the pairs the same color!
Where is the sperm whale that doesn't have a twin?



SPERM WHALE

Count and color

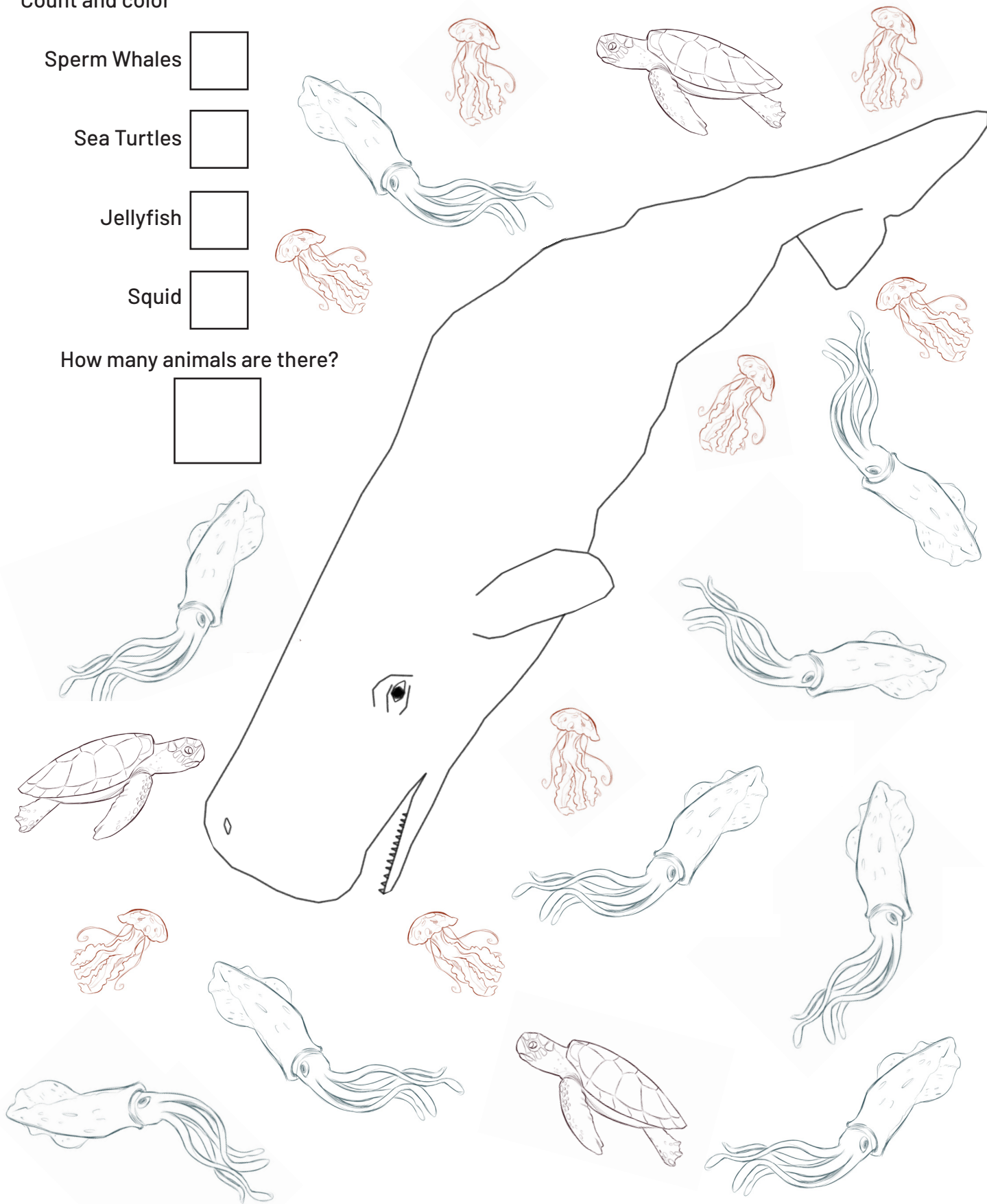
Sperm Whales

Sea Turtles

Jellyfish

Squid

How many animals are there?



SISO

Fold the paper along the dashed lines

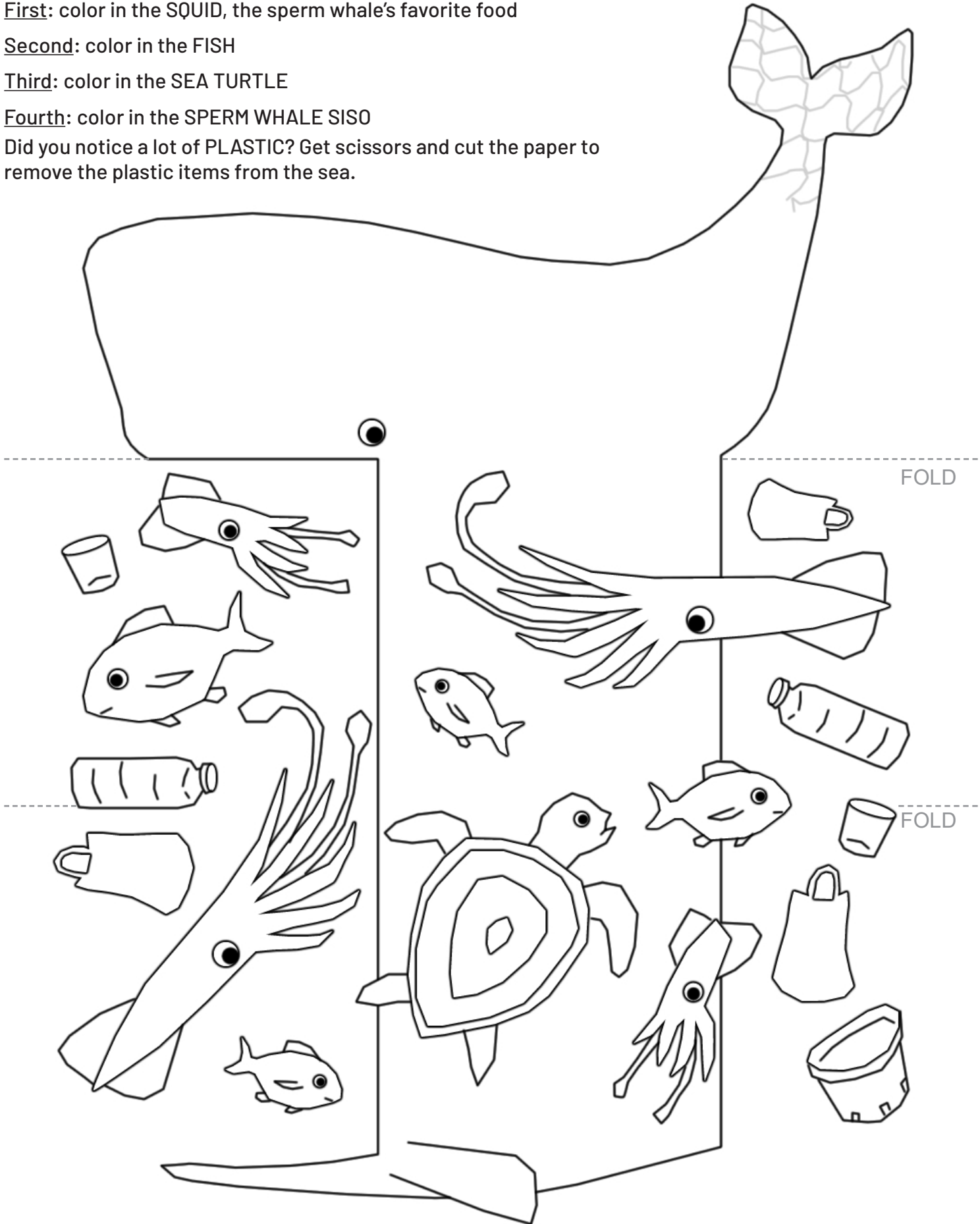
First: color in the SQUID, the sperm whale's favorite food

Second: color in the FISH

Third: color in the SEA TURTLE

Fourth: color in the SPERM WHALE SISO

Did you notice a lot of PLASTIC? Get scissors and cut the paper to remove the plastic items from the sea.



PROTECT THE ENVIRONMENT

beach
castle
dolphin
environment
milazzo
muma
museum

net
plastic
pollution
sea
spermwhale
squid
recycle

reduce
reuse
shark
sicily
siso
whale

T	L	O	E	H	R	T	D	S	P	W	O
R	N	K	Z	E	C	I	T	O	D	A	R
S	O	E	D	Z	U	A	L	G	O	M	E
E	I	U	M	Q	A	L	E	M	L	U	C
C	C	C	S	N	U	L	U	B	P	M	Y
E	A	T	I	T	O	E	I	H	H	E	C
E	R	S	I	L	S	R	S	M	I	L	L
T	O	O	T	U	Y	P	I	R	N	A	E
O	N	T	M	L	A	E	S	V	E	H	C
E	S	U	E	R	E	T	O	T	N	W	H
E	S	P	E	R	M	W	H	A	L	E	O
P	L	A	S	T	I	C	C	E	A	N	T

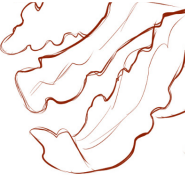


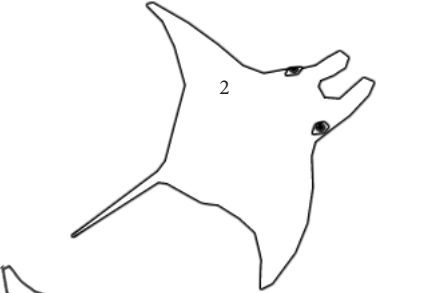
Did you find the secret message hidden in the puzzle? After you find all the words listed above, look for the letters that were not used. Starting at the top left insert the letters here:

_____ ,

_____ !

MARINE LIFE

Learn some Italian! Connect the name to the animal and fill in the crossword puzzle with the Italian name. One animal is missing! Draw a shark at the bottom of the page, number 10!



			2								8
	4										
			2								
									5		
			1					3			
										1	
10											
6											

tartaruga

1 megattera

9 delfino

6 cavalluccio marino

5 granchio

4 calamaro

7 medusa

2 razza

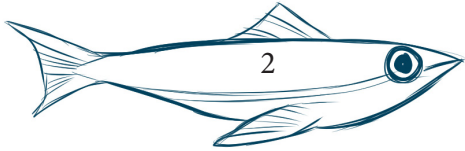
10 squalo

8 polpo

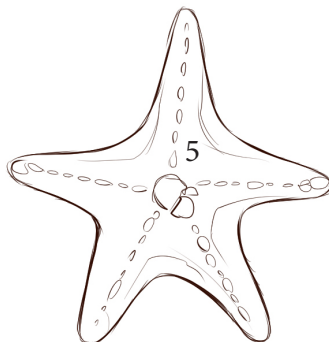

MARINE LIFE

Connect the name to the animal and color according to the key:

- 1: red
- 2: blue
- 3: green
- 4: orange
- 5: yellow
- 6: brown
- 7: pink
- 8: light blue
- 9: purple




fish
starfish
crab
seahorse
jellyfish
octopus
dolphin
squid
shrimp




CETACEANS

Connect the dots to see what marine mammals are hidden, then color!





SEA TURTLES

Find your way in the maze! Sea turtles eat fish and jellyfish. Draw 5 of each around the animal. Unfortunately, sea turtles accidentally eat a lot of plastic which they confuse for food.



REDUCE - REUSE - RECYCLE - RESPECT

Help the animals find the museum by forming the words: REDUCE - REUSE - RECYCLE - RESPECT!



Write the "R" words that you found along the paths:

FOLD

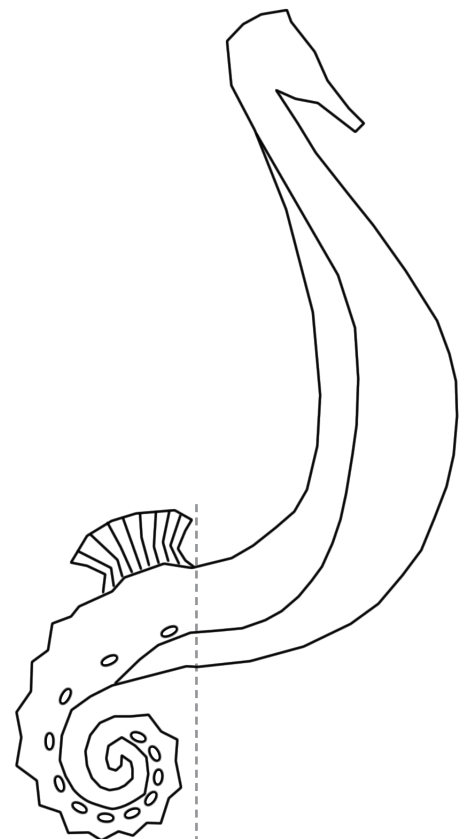
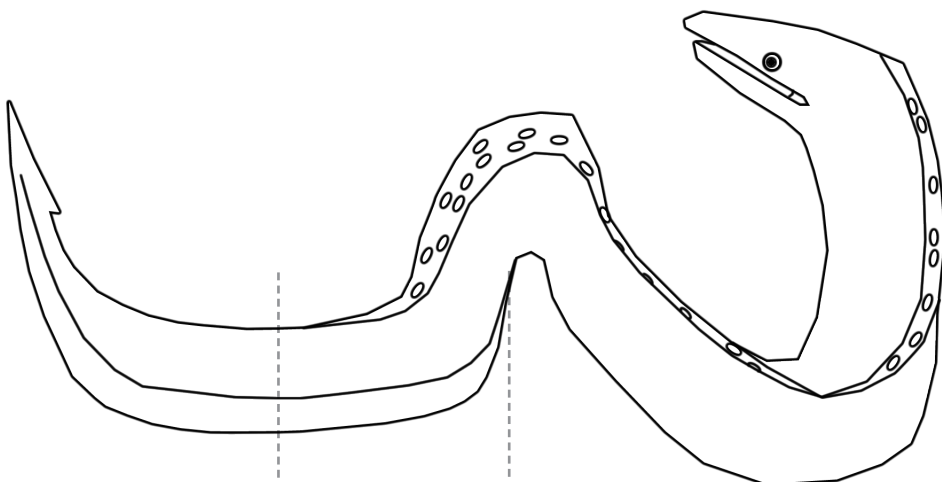
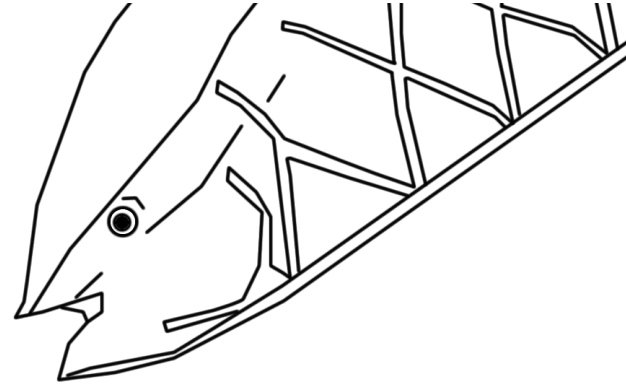
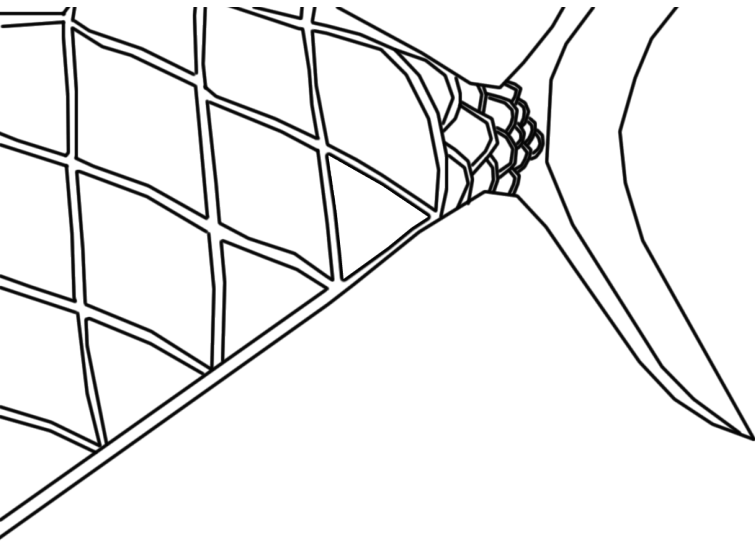
FOLD

FISHING

FOLD

FOLD

Fold the paper on the dashed lines to remove the abandoned net and lost fishing hook. Draw your favorite marine animal. To protect these animals we need to live sustainably with the Ocean.



What can you do to protect the marine environment?